Best Pools

What Type of Pool is in Your Future?

Table of Contents

Introduction.....3
Different Types of Inground Pools.....4
Pool Shapes & Designs.....9
Pools by Lifestyle.....11
Today's Technology.....12
Planning Your Backyard.....14

Introduction

The best time to buy a pool is when you are ready, but the longer you wait, the longer you miss out on all the benefits of pool ownership. If having a pool has always been a dream of yours, now may be the perfect time to invest in a poolscape. Pools can greatly enhance the atmosphere of your home, and there are more options when it comes to the type and style of pool you want to build.

Having options is always nice, but it can also complicate the pool selection process. While there is a lot of debate as to which type of pool is best, it's ultimately dependent on the homeowner to make to the best decision when it comes to what works best in your backyard and what will most suit your needs.

As with all big moments in life, the pool building process should be an enjoyable experience. That's why understanding everything you can about pool design and construction before you buy will help make the process go more smoothly. So what type of pool is in your future?

Let us help you navigate through the endless possibilities by reading on below to learn all there is to know prior to diving into pool ownership.

Different Type of Inground Pools

There are three types of inground pools: concrete, vinyl liner and fiberglass. Each type of pool has its specific strengths, and when it comes to outfitting your backyard with a concrete, vinyl liner or fiberglass pool, you need to choose the style of pool that will stay within your budget, meet your needs and work well within your space. So what can you expect from each pool type?

Concrete Pools

Concrete pools are either constructed of gunite or wet shotcrete, depending on the application process, and offer the most flexibility when it comes to the design process. Considered to be the top-of-the-line option when it comes to inground pools, concrete pools truly have no limits on creativity, but there are also some important points to consider prior to building.

STRENGTHS

- **Any size you like.** Concrete pools can be built to any size, shape and depth.
- **Greatest design versatility.** Vanishing edges, water features, beach entries and more. You name it, you get it with a concrete pool.
- **Attractive look.** Concrete pools can be designed into works of art right in your backyard and are the perfect complement to your indoor space.

POINTS OF CONSIDERATION

- **High initial cost.** Concrete pools require more construction and material costs than other inground pools, including square footage, interior finish, patio and water features.
- **High lifetime ownership cost.** Concrete pools also require more chemical and equipment use during their lifetime, leaving owners with higher operating costs.
- **Slow installation time.** Build time can take up to two months, leaving you with a longer window before you can enjoy your time in the water.

Finish Options Include: standard plaster, aggregate (glass bead, pebble or quartz), and tile (porcelain, stone or glass).

SAMPLE

Vinyl Liner Pools

Vinyl liner pools are one of the more popular choices for an inground pool because of their exquisite look combined with their lower upfront cost. If you're looking for an easy-to-maintain inground pool option that offers a variety of shapes, sizes, liner patterns and accessories to choose from, this may be the option for you.

STRENGTHS

- **Lower initial cost.** Vinyl liner pools are the easiest type of inground pool for builders to install more than any other type of pool.
- **Low maintenance requirement.** The vinyl material used in vinyl liner pools is relatively non porous, allowing it to inhibit algae growth.
- **Versatile sizes.** Vinyl liner pools have no limitations when it comes to the length, width and depth.
- **Non-abrasive finish.** Vinyl material is smooth and soft to the touch.

POINTS OF CONSIDERATION

- **Higher lifetime ownership cost.** The vinyl will most likely need to be replaced every 10 to 12 years.
- **Must use the pool with care.** While liners come in different thickness mils, family pets, rogue branches and kids throwing things in the pool can potentially cause the liner to tear.
- **Some design limitations.** The shapes available for vinyl liner pool construction are somewhat limited.

Finish Options Include: vinyl liners in a variety of different patterns and color schemes, as well as different Mil materials.

Fiberglass Pools

Fiberglass pools are one-piece pool shells that can be "dropped into" your backyard in a short amount of time. These are a great choice for areas affected by freeze/thaw cycles and by those looking for a low-maintenance pool experience.

STRENGTHS

- **Low maintenance required.** Most of the time, fiberglass pools need little to no maintenance or upkeep. Due to its non-porous surface, fiberglass pools require less chemicals and operate using less electricity due to the insulation of the fiberglass finish.
- **Fast installation time.** Fiberglass pools can be installed and completed in as little as 3 to 5 days.
- **Durability.** Fiberglass pools are 17 times stronger than concrete pools, leaving you with a pool that's built to last and sustain time.

POINTS TO CONSIDER

- **Higher initial cost.** While the initial investment of a fiberglass pool is less than a vinyl liner pool, it's comparable to the initial investment of a concrete pool.
- **Limited shapes and sizes.** Because fiberglass pools are created in a factory using a mold, there aren't many different options to choose from. And, since a fiberglass pool shell must be shipped via the road, the width is limited by a 16 foot shipping restriction.

Finish Options Include: A variety of different finishes, including layered gel coats, colored flakes, sparkles and colored resins.

SAMPLE

Pool Shapes & Designs

The beautiful thing about pool design is the fact that often times you have the luxury to design an outdoor space that not only meets your needs, but also makes your dreams come true without any sacrifice on style or aesthetic appeal. Whether you're more of a traditionalist when it comes to pool design or you like things to look like they blends with nature, choosing the perfect pool shape is another fun part of the pool design process. So what are some of the most common pool shapes and designs available for your backyard?

Vanishing Edge, Infinity or Negative Edge Pools

A vanishing edge, infinity or negative edge pool is the perfect choice when your backyard elevation allows it. This effect creates a stunning cliff-like effect with your pool, as if the pool just blends in with the horizon. It is a dramatic choice that best suits property with stunning views.

Natural or Freeform Pools

Natural or freeform shaped pools are the most liberal of shapes and appear as if they were created by, and meant to remain in, the natural surroundings of your backyard. They are a good choice for those who want to achieve a more tropical feel in the backyard, complete with a beach entry and waterfall.



Geometric or Traditional Pools

A geometric pool shape is ideal for those looking for a more sleek, modern feel to the backyard. A square, rectangle or geometric shape creates clean lines, leaving you with a stunning pool that exudes precision and elegance.



Small Zero Lot Line or Cocktail Pools

If you've got a smaller backyard or limited property space, a small cocktail pool may be the perfect choice. These type of pools are great choices for those who like to entertain outdoors but don't want the upkeep of a large pool.



Pool/Spa Combo

By incorporating a spa into your poolscape, you can extend your pool's functionality and create an all-encompassing swimming and socializing experience. With a pool and spa combo, you can enjoy a warm water soak after a long swim, extend your socialization time with family and friends, and relieve achy muscles or stress.

Pools by Lifestyle

When it comes to your backyard pool design, you have to know how you're going to use your pool in order to choose a design that will work for you. By understanding your lifestyle and knowing how the pool will most be used will help you determine which type of pool that will ultimately best fit your needs.

- **Are you getting a pool for the whole family to enjoy?** Pools designed and built for a family have a host of different features perfect for people of all ages. A single depth for a play-friendly environment, a tanning ledge for small kids to be able to splash around, water slides or diving boards, and even water features like deck jets or fountains for kids to enjoy splashing around.
- **Will you be using the pool for exercise?** If you're looking to swim laps on a daily basis, you'll need the space and depth to make that happen. Traditional rectangular pools are the perfect fit to get in laps and work on your stroke development.
- **Is the pool used mostly for entertainment?** If you're looking to add a pool in your backyard because you enjoy social gatherings, you'll want to make sure your pool and surrounding outdoor living space accommodates your entertainment needs. From nighttime lighting and baja shelves to shallow end for children and deep end for adults, creating the perfect entertainment space is key when designing your pool.

Today's Technology

Automated swimming pool systems have experienced rapid growth in recent years, allowing today's pool owners more flexibility when it comes to operating and controlling your pool. Outfitting your pool from the onset with energy-efficient equipment proves to be the best way to reduce energy consumption while cutting your utility costs associated with pool ownership, all while running a low-maintenance pool. The technologically advanced equipment creates a more stress-free pool maintenance experience, leaving you with more time in water rather than worry about keeping it clean.

Some of the energy-efficient equipment available today includes, but is not limited to, the following:

Variable-Speed Pumps: Almost all brand new pools today are built with a variable-speed pump. As the name suggests, these pumps can be run at variable speeds, and pool owners can program the pump to run at selected speeds during certain times of the day and night to maximize energy efficiency.

In-Floor Cleaning Systems: An automatic in-floor pool cleaning system is built with low-profile fixtures which will automatically pop up and push any debris down to the drain where it will then be whisked out of the pool. Select systems also feature an automated cleaner or sweeper that travels around and cleans your pool.

Water Levelers: These automatic water fillers are designed to prevent poor filtration issues and potential expensive damage. With the help of sensor probes to monitor the water level, they prevent pool water from overflowing or depleting.

Pool Automation Systems: Automation systems do as they say by automating all functions of the pool's operating and maintenance systems, including sanitization, cleaning, filtration and balancing pH. Most importantly, by automating your pool, you can save up to 70 percent on your pool's operating costs.

Sanitizers: Sanitizers are used to kill bacteria and inhibit the growth of algae, virus and other contaminants that enter the pool water. Sanitizing options include salt chlorine generators, ozone generators and UV sanitizers.

Heat Pumps: Heat pumps use electricity to capture heat and move it from one place to another. While there is a larger initial investment than a gas heater, they have a lower annual operating cost due to their highly efficient nature. These are wonderful additions to pools where the outside temperature remains above 45 to 50 degrees.

Planning Your Backyard

One of the most exciting things when designing your backyard is piecing everything together. The intricate details should all come together to create a cohesive outdoor living space that is truly an extension of your home, which includes more than just the design and shape of your pool.

A pool is more than just a hole in the ground, and in order to create the perfect space, you need to consider your tile and coping options, decking options, fire and water features and interior finishes.

Tile & Coping: When it comes to your waterline tile and surrounding coping, the options are endless. Your pool's coping is the material used to finish the top edge of the pool. The most common coping styles are cantilever (poured concrete), bullnose brick or natural stone.

If you decide on a concrete pool, you'll also have the option of waterline tile. This a great chance to get creative and tie in coordinating color schemes. There are a variety of tile patterns and sizes available that will complement the finish of your pool and surrounding deck.

Decking: There are many decking options at different price points for the hardscape area surrounding your pool — poured concrete, concrete pavers, brick, stone, tile or wood. While concrete tends to provide the most versatility in terms of color, texture and pattern, each option offers a different look for your poolscape.

Fire & Water: One of the most dramatic ways to enhance the aesthetic of your pool is by incorporating fire and water features. Fire provides a stunning visual at night, while the sounds of cascading water provides a soothing ambiance. Together, they bring a element of elegance to your backyard, making your pool stand out no matter the time of day.

When it comes to determining the right pool type for your backyard, there are a lot of options. We want to ensure you get exactly what you're looking for when it comes to your outdoor space. Once you have a better understanding of what type of pool you're looking into, give us a call to set up your design consultation. From there you'll discover all of the possibilities available to you, and we can begin the exciting process of designing and building your new pool.

Contact Us Today

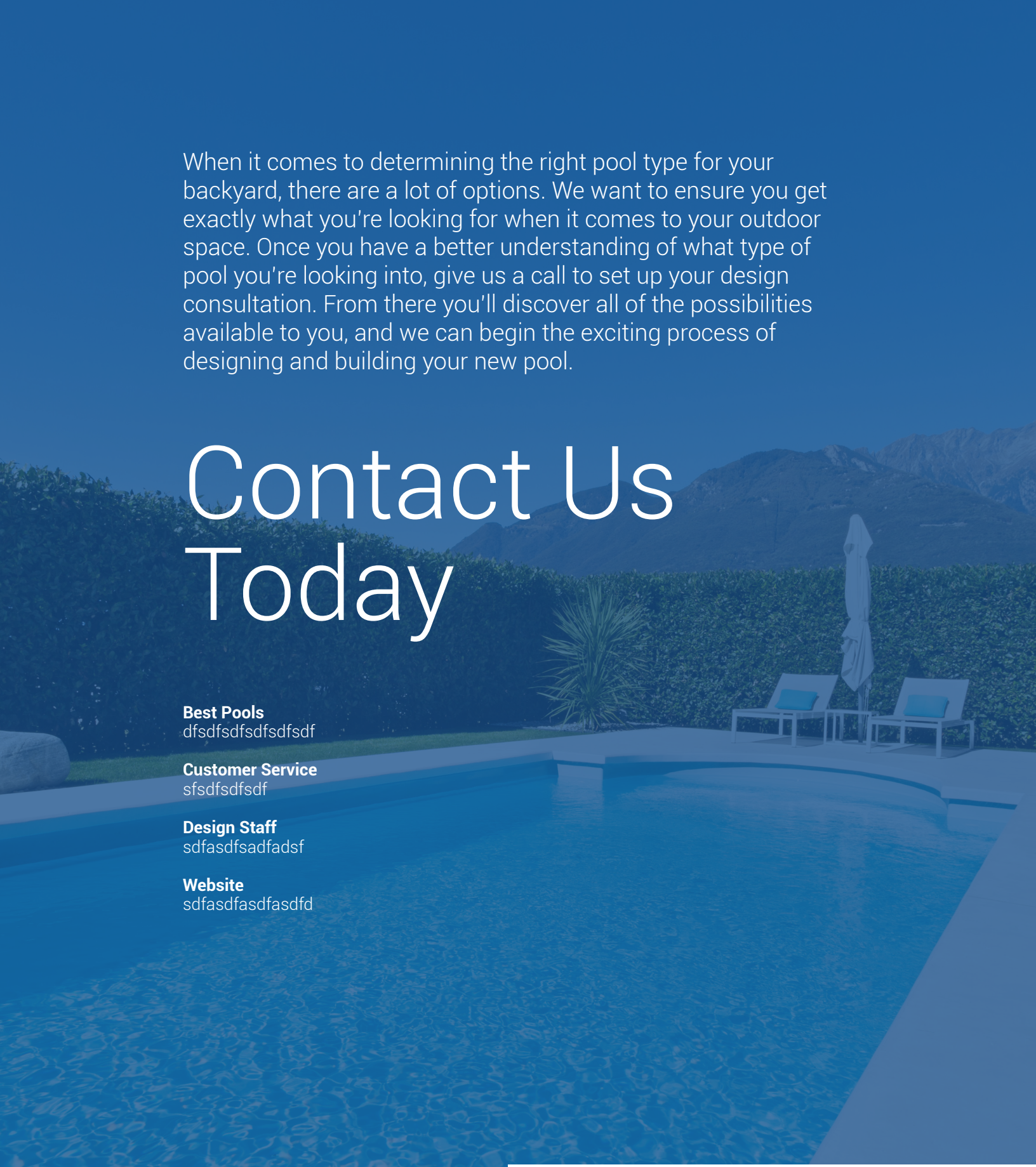

Best Pools
dfsdfsdfsdfsdfsdf

Customer Service
sfsdfsdfsdf

Design Staff
sdfasdfsadfadsf

Website
sdfasdfasdfasdfd

Best Pools